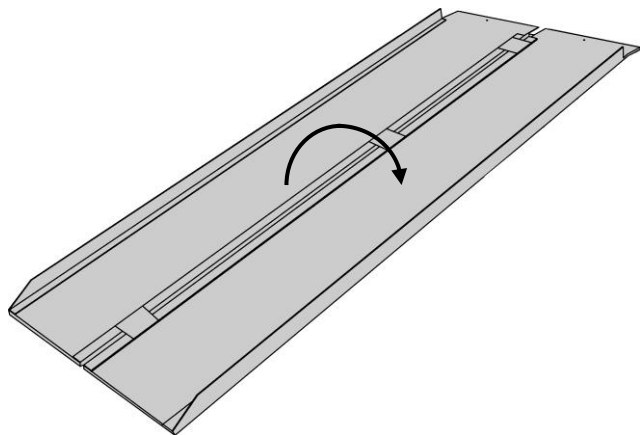


The Drive Folding Ramps can be used either as a portable or fixed access ramp. The ramp is suitable for a single PMV with user. PMVs (Personal Mobility Vehicles) include wheelchairs, powered wheelchairs and scooters. The ramp can be used to obtain access to motor vehicles, buildings, etc.

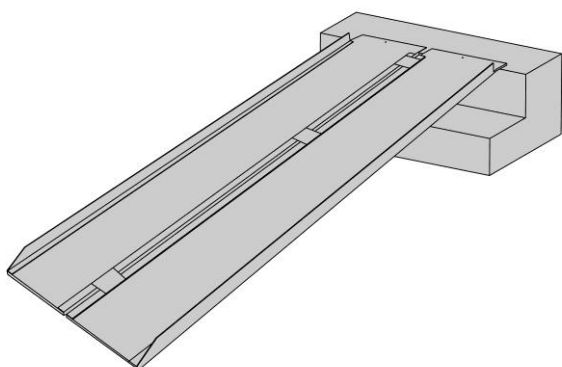
The ramp has a SWL (safe weight limit) of 272kg (600lb). It is constructed from aluminium providing strength, durability and lightness.

The ramp is a generous 28" (72cm) wide and is available in either 3ft or 6ft lengths.

POSITIONING THE RAMP:



Carry the ramp to the required area using the carry handle. Fold out the ramp so it is as shown in the diagram above.



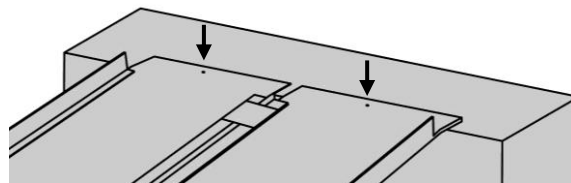
Position the ramp so the top of the ramp is higher (the top of the ramp has two holes drilled).

The might be the top step or the lip of a car boot.

The top of the ramp has a lip to allow secure and comfortable operation of the ramp. Ensure this lip is fully on the step or car boot and at 90° to the object (as shown in the diagram above).

INSTALLING THE RAMP:

The ramp can be permanently installed. Attach the ramp using the two holes predrilled at the front of the ramp and suitable fasteners. Any installation should be completed by a competent installer such as a skilled tradesman. The two holes are shown below.



PRECAUTIONS:

- Ensure the ramp is folded out and securely positioned before use.
- Do not attempt to use the ramps on gradients above 25° (1:4) or the PMV maximum gradient, whatever is less. Check your PMV documentation for its maximum gradient.
- Only allow one person / mobility vehicle to use the ramps at once. Do not exceed the SWL of the ramp.
- Only use the ramp very slowly. Do not drive the scooter or powerchair at full speed as this could cause damage and/or injury.
- Ensure the load on the ramp is approximately central between the left and right sections. Do not lean over the edge of the PMV or ramp when in use.

WARRANTY:

The ramp comes with a twelve-month warranty from date of purchase. The warranty covers design and manufacturing defects. It does not cover accidental damage, weather damage or wear and tear. For full details of the warranty please contact your dealer.

drive™

Drive Medical Ltd
Elland, West Yorkshire HX5 9JP
Web: www.drivemedical.co.uk

Doc code: R009_IFU (Iss 11/14)